

MICRO-TECH IN COMIRNATY VACCINE

BASED ON PRESENTATION FOR
MEMBERS OF THE NZ HEALTH
SELECT COMMITTEE AND NZ
POLICE

Updated 22nd March 2022

BY NZDSOS

The logo for NZDSOS features the letters 'NZ' in a dark grey, bold, sans-serif font, followed by 'DSOS' in a dark green, bold, sans-serif font. The letters are large and blocky, with a slight shadow effect on the 'NZ' part.

NZDSOS

.com

New Zealand Doctors Speaking Out with Science (“NZDSOS”) is a group of concerned doctors, dentists and other medical scientists. Our purpose is to question “*the narrative*”, advocate for public health, tell the truth as best as we can discern it, and try to chart a way forward.

Why are we risking our careers, professional reputations and incomes?

We wish to honour our oaths, as we genuinely entered our professions to do good, and we must try to prevent harm to our fellow citizens.

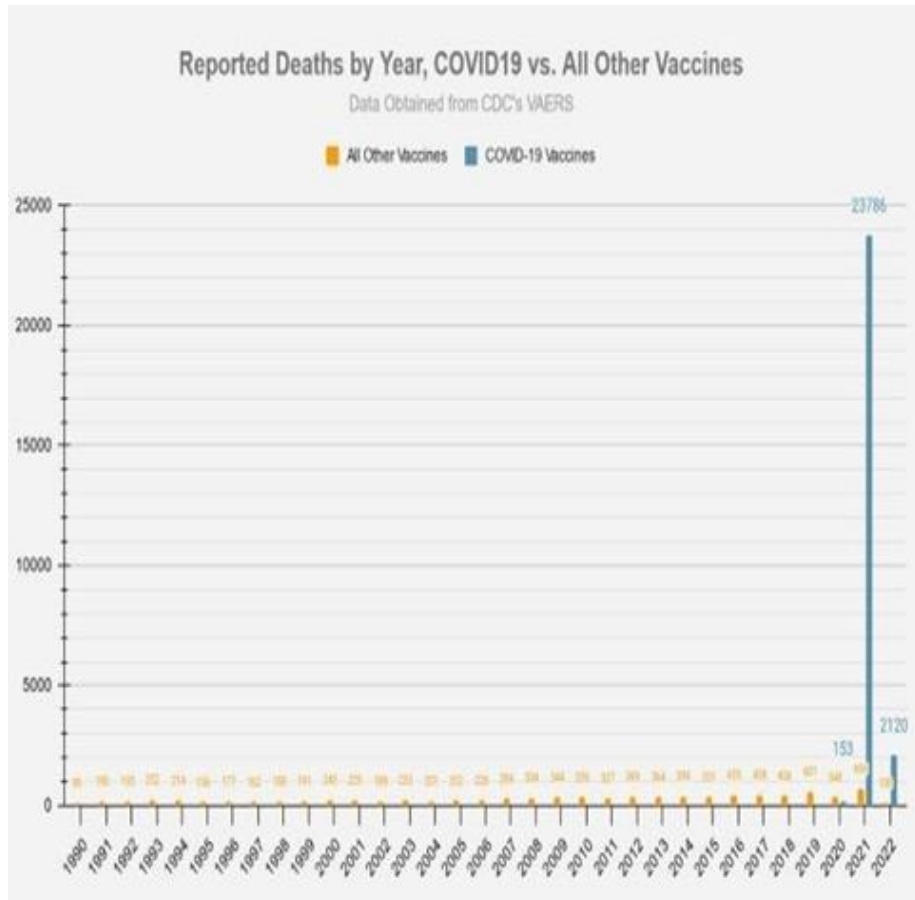
We believe we have proof of health risks from the vaccine and microscopically visible artificial technology (“**microtechnology**”).

We do not claim as to the purpose of the microtechnology - though we believe there is a real urgency to find out. We have our grave suspicions, and we allow for a nano-chance that there is a reassuring explanation.

We are not presenting this information to be frivolous or disruptive but come from a genuine concern as to what is represented by the images.

If these images concern you, please share with others. In particular, any police, teachers, employers and your friends and family.

WHY ARE WE SPEAKING OUT?



- Four teams in New Zealand have taken images. So far, only our team and one other scientist are prepared to speak out.
- The other teams are anxious for their safety since we all believe what we see is indicative of an unimaginable crime.
- Billions of people are oblivious to the alleged microtechnology.
- NZDSOS has asserted a much higher injury and death toll from the vaccine than we have seen before (including the smallpox vaccine, considered too dangerous at several in a million deaths). We suspect somewhere nearer 1 in several thousand from Comirnaty.
- All passive reporting systems worldwide are flagging extremely high death and injury rates – to near silence from regulators. We know the post-marketing [Pfizer documents](#) showed huge death and injury early on and that mRNA can be [reverse-transcribed to DNA](#).
- Will the people have to act to protect themselves from being coerced to take the vaccine if our police and elected representatives will not investigate?

DAVID SIPRESS



My desire to be well-informed is currently
at odds with my desire to remain sane.

WHAT TO DO
WITH VERY
TROUBLING
INFORMATION
ABOUT
COMIRNATY?

BACKGROUND



28 January 2022

- Crown Law, Ministry of Health and Medsafe declined meeting
- No choice but to gate crash the select committee process the same day. We presented verbally and were met with silence

30 January 2022

- A hastily cobbled initial version of this presentation with a covering letter was sent to the above parties
- In total, we and our lawyers made 5 attempts over 2 weeks from 28 January 2022 to communicate with Government, including three formal letters. Single dismissive reply.
- NZDSOS presented the first “nano-tech”* finding from Spain to the Government and Medsafe on 27 September 2021, in our report on possible magnetism. Again, a lockstep silence, which has been the unifying response to all our attempts to engage on issues upon which we have been shown repeatedly correct.

* A popular term, but micro-technology is a better description of the scale of visibility.

THE ROAD AHEAD WILL BE AN UNCOMFORTABLE RIDE



- The images are shocking, and it is easy to succumb to “cognitive dissonance” (i.e., the mind rejects new information that would force it to change internal beliefs about one’s world).
- The images are real, and we do offer some interpretation as best we can.
- We do acknowledge that you may have been vaccinated and find a reluctance to examine this information.
- Police, defence, medical and border personnel, teachers and parents - in fact, everyone should demand answers to these images from the Government, their employers and the mainstream media. Their advice may amount to practising medicine without a license.
- The information has been presented to the Police in case we have evidence of crime since Government have refused to discuss it.

THERE ARE STRONG PRECEDENTS FOR LOOKING AT OUR VIALS

- For almost a year, NZDSOS have been writing (<https://nzdsos.com/category/news/open-letters/>) ~~to~~ government regarding:
 - Deaths and injury toll
 - Strong science undermining the “safe and effective” narrative
 - Failing efficacy
 - Rising all-cause mortality
 - Informed consent
 - Ethical issues
- On 22 February 2022 a powerful presentation was made to the Human Rights Commission and Police:
 - Regarding the true state of harm from the vaccine which is markedly at odds with government and media messaging.
 - Presented by doctors, scientists, lawyers and injured jab recipients, and this presentation was repeated for some media on 26 February 2022
 - <https://www.hrc.co.nz/news/human-rights-commission-listens-protesters/>

FIRST REPORT OF GRAPHENE BY SPANISH SCIENTISTS

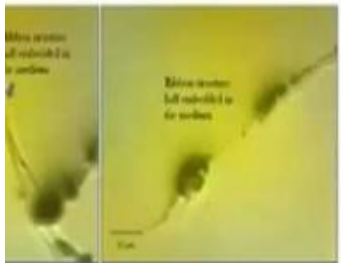
- Spanish science group La Quinta Columna, who research and present vaccine analysis and commentary on the background science www.laquintacolumna.net
- English translation site <http://www.orwell.city>
- [Www.corona2inspect.net](http://www.corona2inspect.net) details the state of the science of Graphene-based microtech in humans. **Recommended reading**
- [Science report by Dr Campra](#)
- [NEW - DR CAMPRA PROVES GRAPHENE OXIDE IN COVID VACCINES \(notonthebeeb.co.uk\)](#)
- [short video introduction to the work](#)
- includes chain-of -custody proof, obviating any fraud. First published September 2021, follow-up report December 2021.
- Raman spectroscopy consistent with GRAPHENE OXIDE (GO), a known toxin, which causes blood clots amongst other things.

WORLD RENOWNED GERMAN PATHOLOGISTS REPORT VACCINE DEATHS AND “TECHNOLOGY” IN THE VACCINES



- German pathologists, led by Dr Arne Burkhardt and other specialists release their findings here, September 2021:
 - https://odysee.com/@en:a5/PK_Tot-durch-Impfung_english:a
 - [Why are people dying after getting the Covid vaccine? Pathologists now have answers. \(rivercitymalone.com\)](#)
- Renowned German-Thai retired viral immunologist Dr Sukharit Bhakdi on Dr Burkhardt's follow-up work.
- [Excerpt from his presentation](#) to the World Council For health.

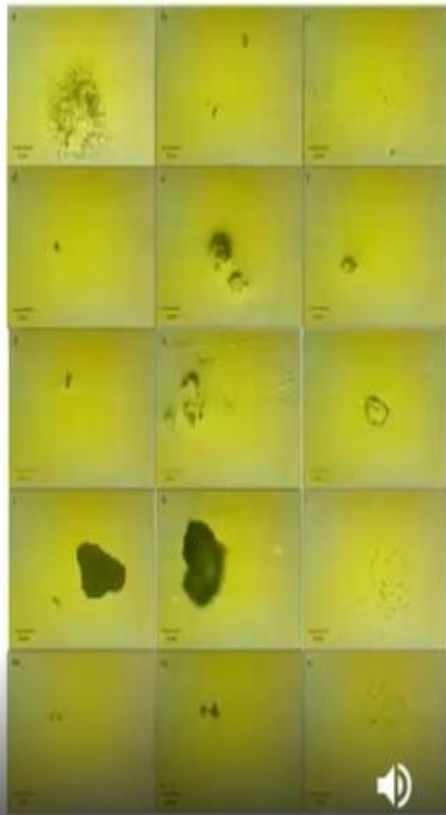
MORE SCIENCE EMERGES.....



Graphene oxide micro-structures half embedded in the medium. Squares and quadrilateral crystals in the medium.

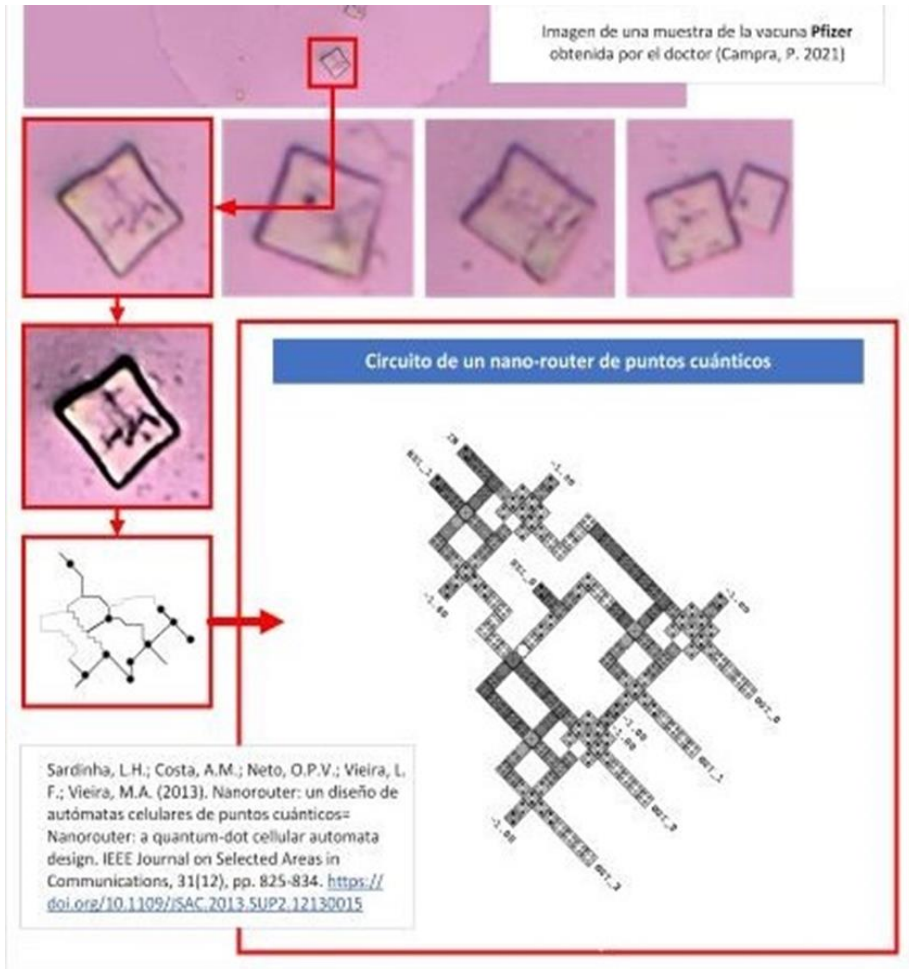


22 Large graphene oxide micro-structures half embedded in the medium.



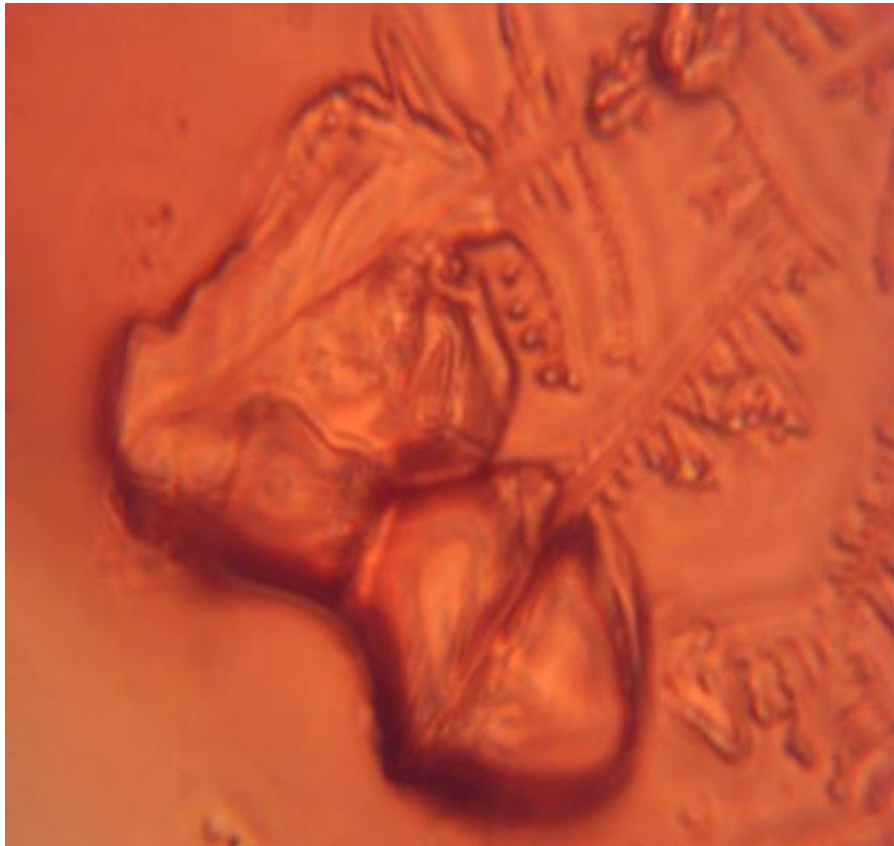
- The [UNIT report](#) from the UK:
 - commissioned by Dr Tess Lawrie, of EbMCsquared (assesses medicines for WHO and NHS and has driven much of the proof of efficacy of Ivermectin in early covid treatments.)
 - Graphene oxide micro-structures are confirmed, with legal chain-of-custody evidence.
- <https://www.bitchute.com/video/OUdcEHHJN9nA/>. An important commentary on the UNIT study.
- You will see that the science of nano-networks is already very well advanced, and we must not pretend this is all just fantasy.

MORE SCIENCE EMERGES (continues)



- These images are NOT artefacts or fake.
- Extensive consulting with lifetime lab scientists, dark field clinicians, and a literature and image search has not provided another explanation for these images, other than the extensively-covered field of graphene-based nanotechnology.
- This is a specialised area, but within it the use of graphene with it's unique physico-chemical properties in industry, "biohacking" and even vaccine research is everyday science. Links at end of document. .
- Graphene has never been approved for use in humans and is a KNOWN TOXIN. On <https://www.laquintacolumna.net/> is a compendium of 60 toxicity studies.
- We do not claim certainty about what these images represent, merely that they require assessment since they are unexpected, possibly breach the Crimes and Medicines Acts as well as every tenet of ethical medicine and human rights legislation. We have withheld some of the more potentially distressing pictures for now but made them available to the Police.
- The social contract with science and medicine relies on honesty, debate and full information without coercion.

MORE SCIENCE EMERGES (continues)




- First images we found in NZ were our own.
- The pictures are taken by two NZDSOS members (with the lighter background) using a conventional but high-quality light microscope. Up to 2500x including the video camera.
- One of us has sworn an affidavit as to the sources and validity of the vials.
- No specialised techniques were required, and the first abnormalities appeared in the first 30 minutes of warming the drop.
- The microscope developed an electrical fault the following day, so the work could not continue, including on control samples.
- However, the findings were undeniable, and consistent with other teams, here and around the world.



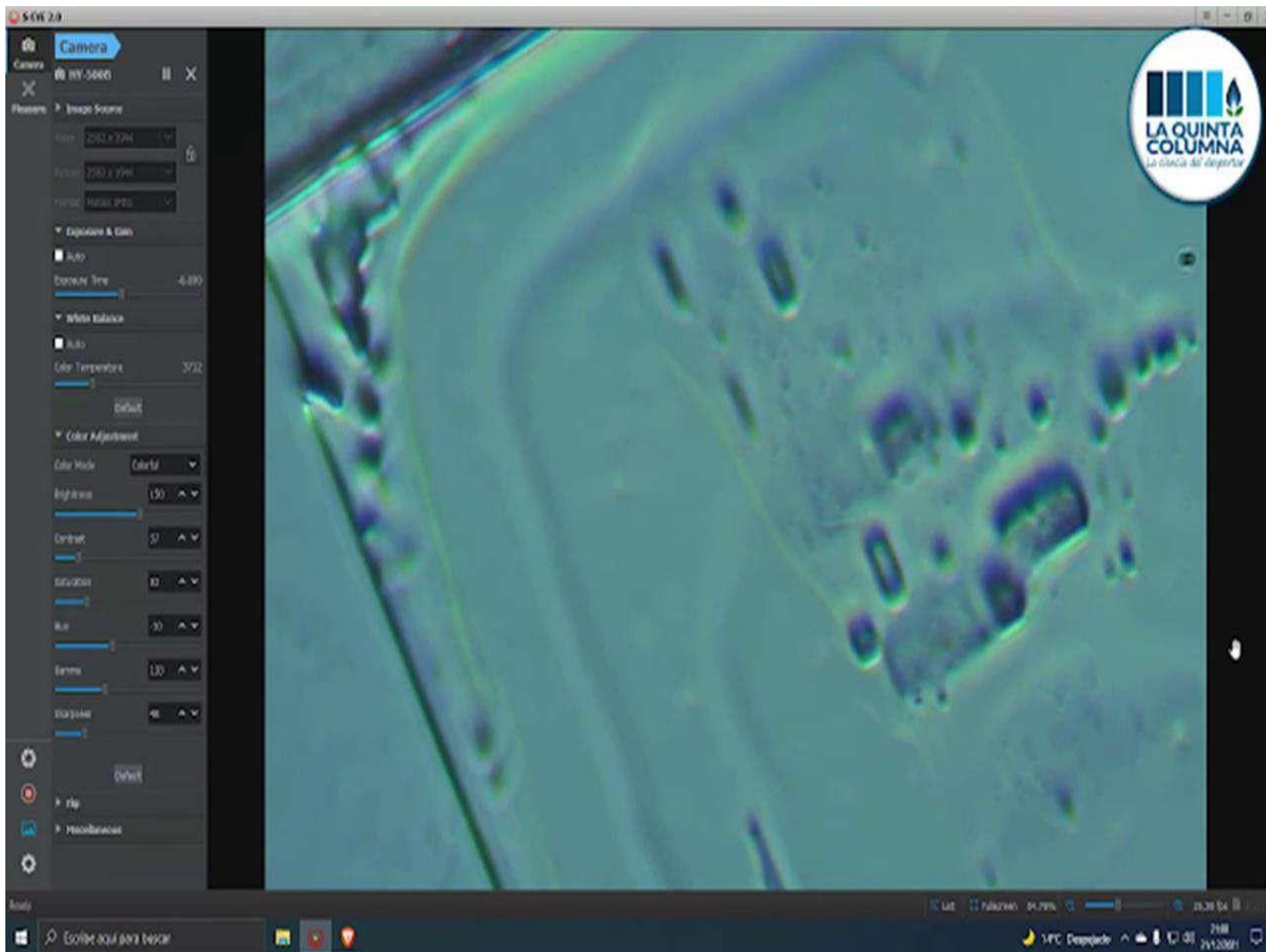
DARK FIELD CONDENSER MICROSCOPE IMAGE

FOUND BY DR BURKHARDT'S TEAM, ONE OF
HUNDREDS OF GADGETS



DARK FIELD CONDENSER MICROSCOPE IMAGE

FOUND BY THE GERMAN PATHOLOGISTS
Note the 'precision-cut' shapes and almost
laser-etching



DARK FIELD CONDENSER MICROSCOPE IMAGE

FILMED BY DR PABLO CAMPRA, CHEMIST,
SPAIN. SCREEN SHOT FROM ORWELL CITY
(<https://www.orwell.city/>)

HE HAS FOUND "TECHNOLOGY" IN ALL THE
COVID-19 VACCINES USED IN EUROPE



TEAM ONE: NSDSOS IMAGES

A closer look. The possibly progenitor dimples are around 1 micron in diameter, a thousandth of a millimeter.

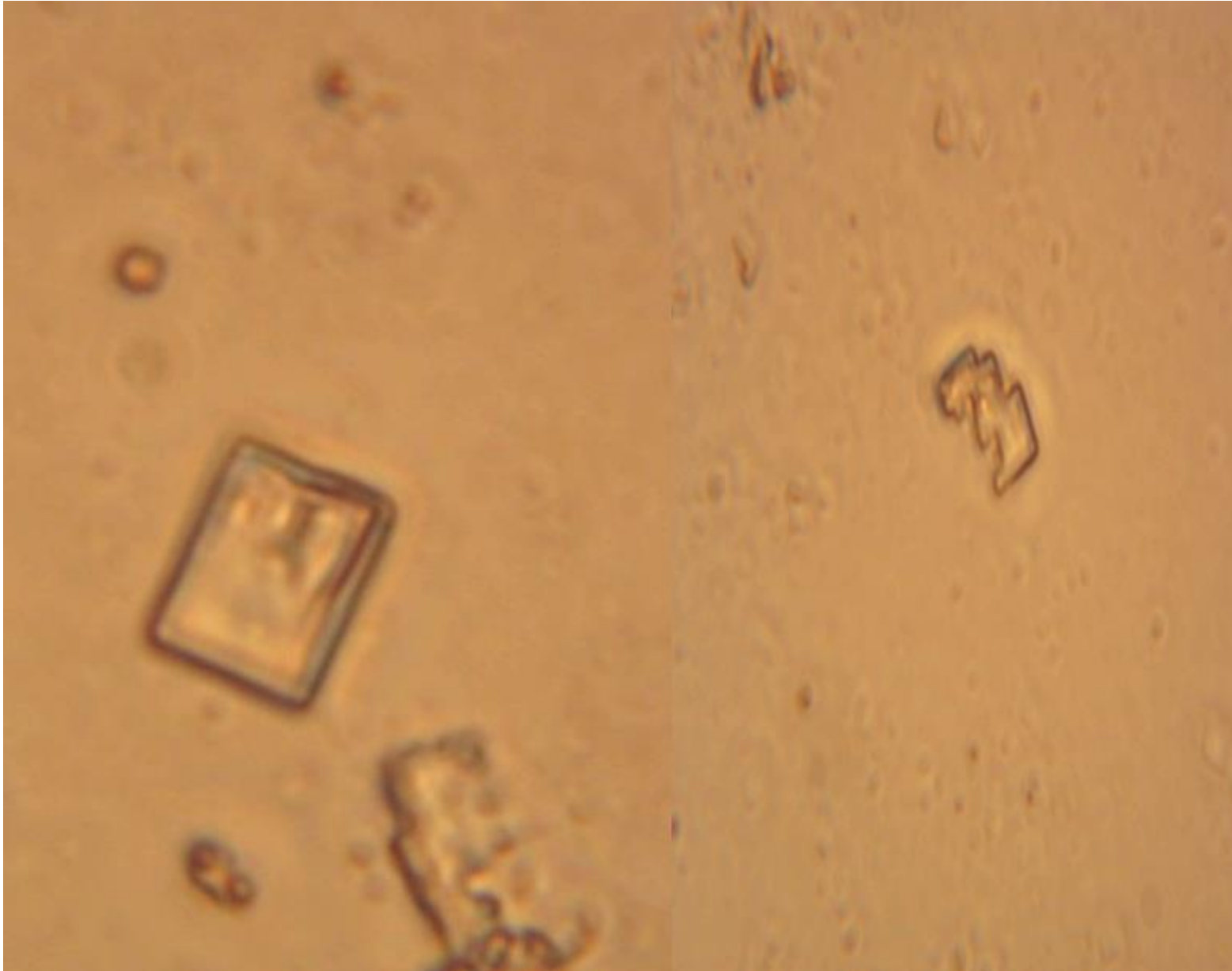
Even without knowing what this is, it is clearly 'garbage' that Does not appear in vaccines.



TEAM ONE: NSDSOS IMAGES

Don't shoot me!

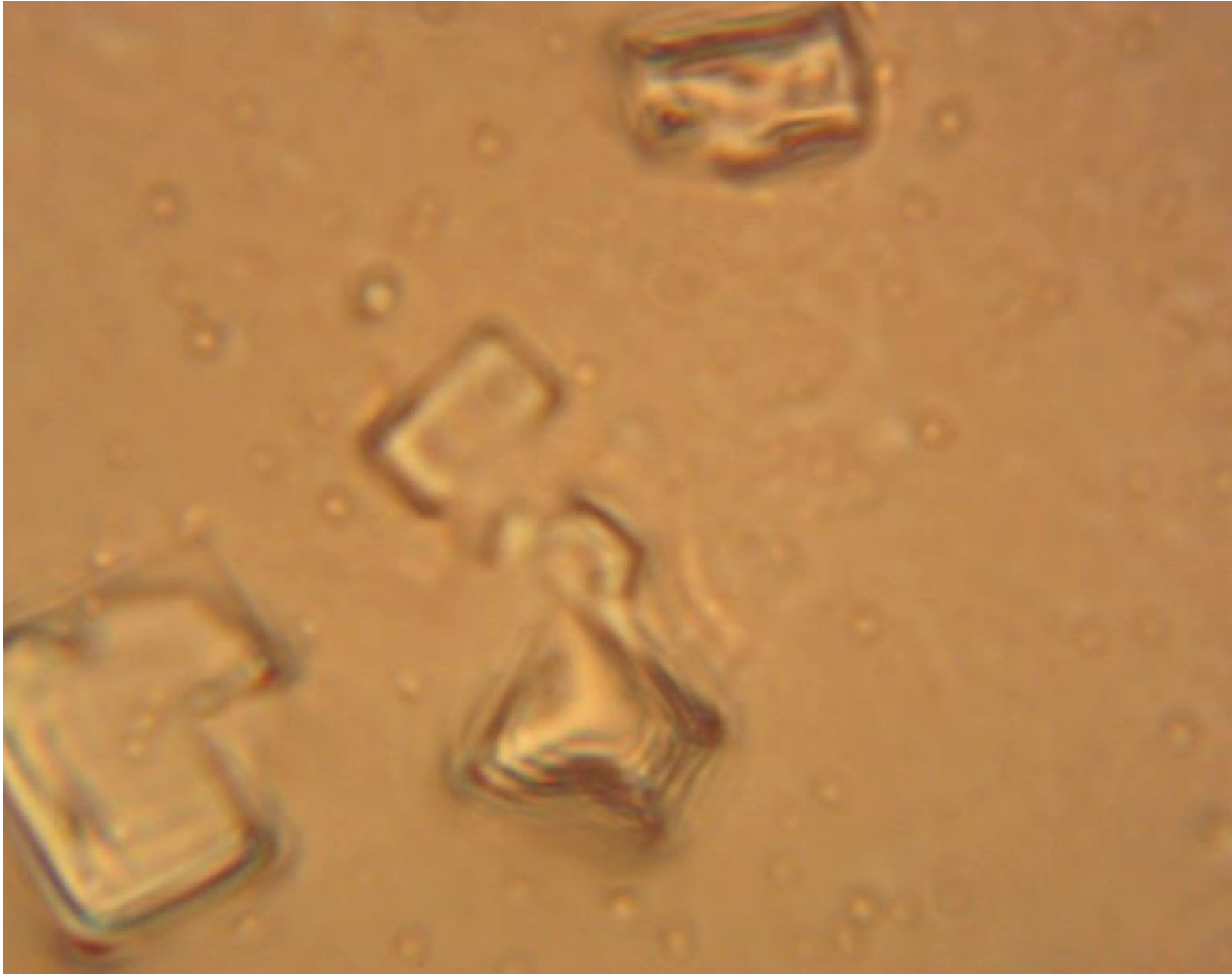
There is no precedent
in nature for the geometry on display.



TEAM ONE: NSDSOS IMAGES

Clearly synthetic structures. The left-hand object is 10 x 15 microns.

A micron is a thousandth of a millimeter.



TEAM ONE: NSDSOS IMAGES

Note the clear similarity between our photo and the Spanish image on page 15; possibly a template being in-filled at the lower left structure.



TEAM ONE: NSDSOS IMAGES

A lump (defined as likely graphene by the Spanish groups) possibly making regular chip structures .

In a normal world far less contamination than this would force a recall.



TEAM ONE: NSDSOS IMAGES

The same 3-D lump, by a different focus, maybe emitting a tubular structure?

In research synthetic DNA crystals are used to encode manufacturing instructions.



TEAM ONE: NSDSOS IMAGES

Multiple branching and feather-like crystalline structures are seen.


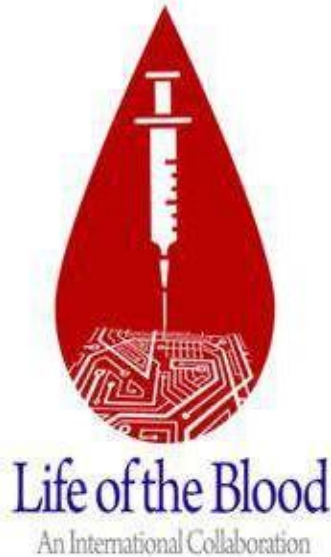
Note normal crystals are continuous, unbroken as they form. These structures may become electronic gadgets as shown later on www.lifeoftheblood.com

TEAM TWO: SWITCH TO DARK FIELD MICROSCOPY

- Images from the dark field (DF) microscopy team in NZ (more to be seen on <https://lifeoftheblood.com/>).
- Some images are phone shots taken in order to break the metadata ID. The originals were taken December 2021 to January 2022.
- We visited the scientists on January 24th, 2022, and we subsequently swore an affidavit regarding our observations.
- These scientists are understandably concerned re repercussions, given the contradiction of the narrative.
- The dark field condenser lens lights up borders particularly and shows contrast; the same principle explains why we can see the moon even though it is in shadow. Sunlight refracts and converges around the sides of the earth and is reflected back by the moon. The DF images tend to appear very 2- dimensional.
- There are many images, and we present (and guess at) a small cross-section of many things that should never be seen in shots.

This science crew have taken extensive and quite amazing images which are uploaded onto their website, www.lifeoftheblood.com, with some explanations and, of course, asking the same reasonable questions that the rest of us do.


Please note the absolute consistency of technology showing up for the multiple groups, across different microscopes and techniques.




Who We Are

We are an international group of scientists and medical practitioners who, through various angles and techniques, have observed similar microscopic phenomena regarding the recently deployed Covid-19 injections. We have examined various aspects of Pfizer Comirnaty, Janssen, J and J, and Moderna shots. We will continue to examine future injections.

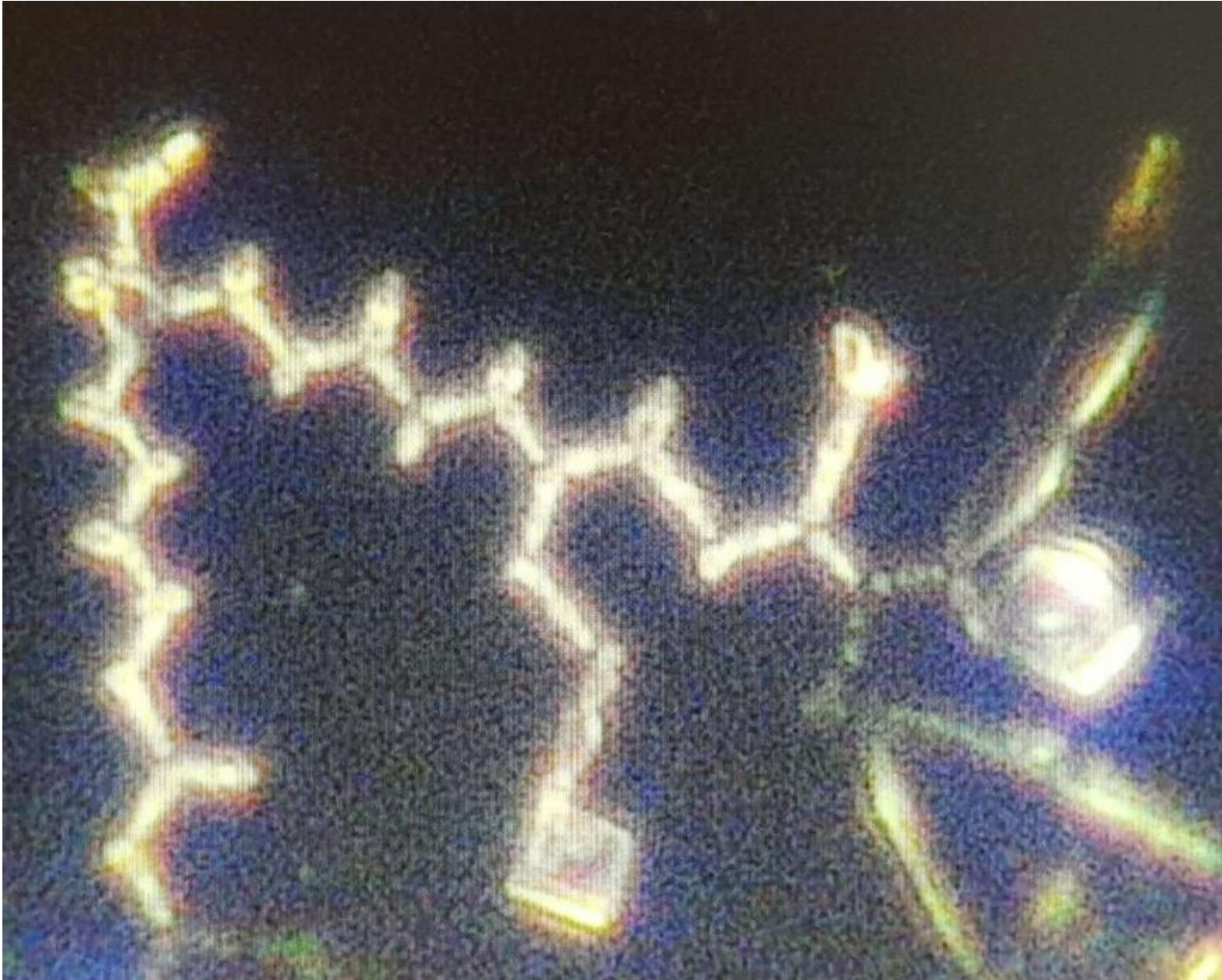
What's Going On?





TEAM TWO: LIFE OF THE BLOOD ("LOTB") IMAGES

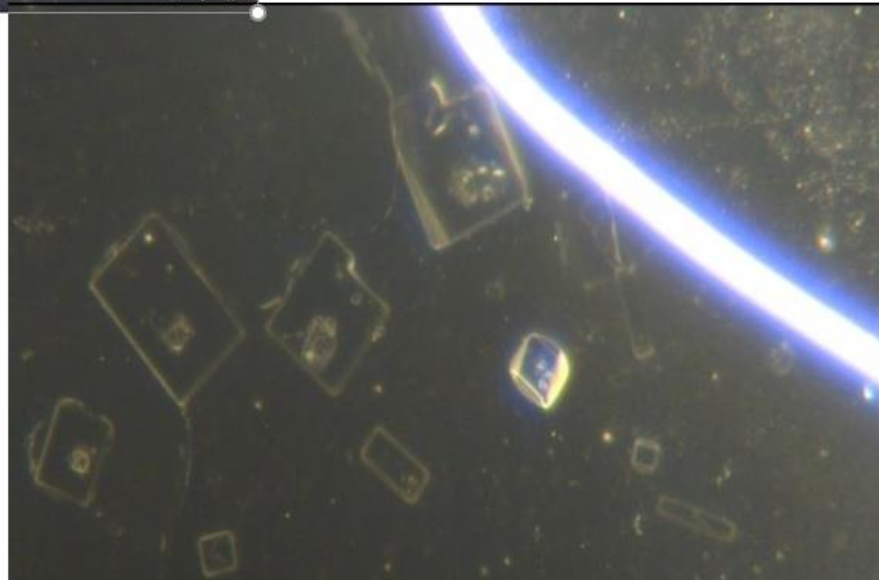
This will be an iconic image. As a vaccine constituent it defies and demands explanation. Note the reflective surfaces; both Dr Campra and UNIT found metals on chemical spectroscopy such as aluminium and titanium.



TEAM TWO: LOTB IMAGES

Precise algorithmic geometry, exact angles, square chips.

All the following images appeared fully formed by 7 days and some started immediately.




TEAM TWO: LOTB IMAGES

STUNNING Real time clips - of an apparent self-assembly process, possibly unmatched in the world publicly so far, and structures in blood samples .

[SEE HERE](#), [HERE](#)

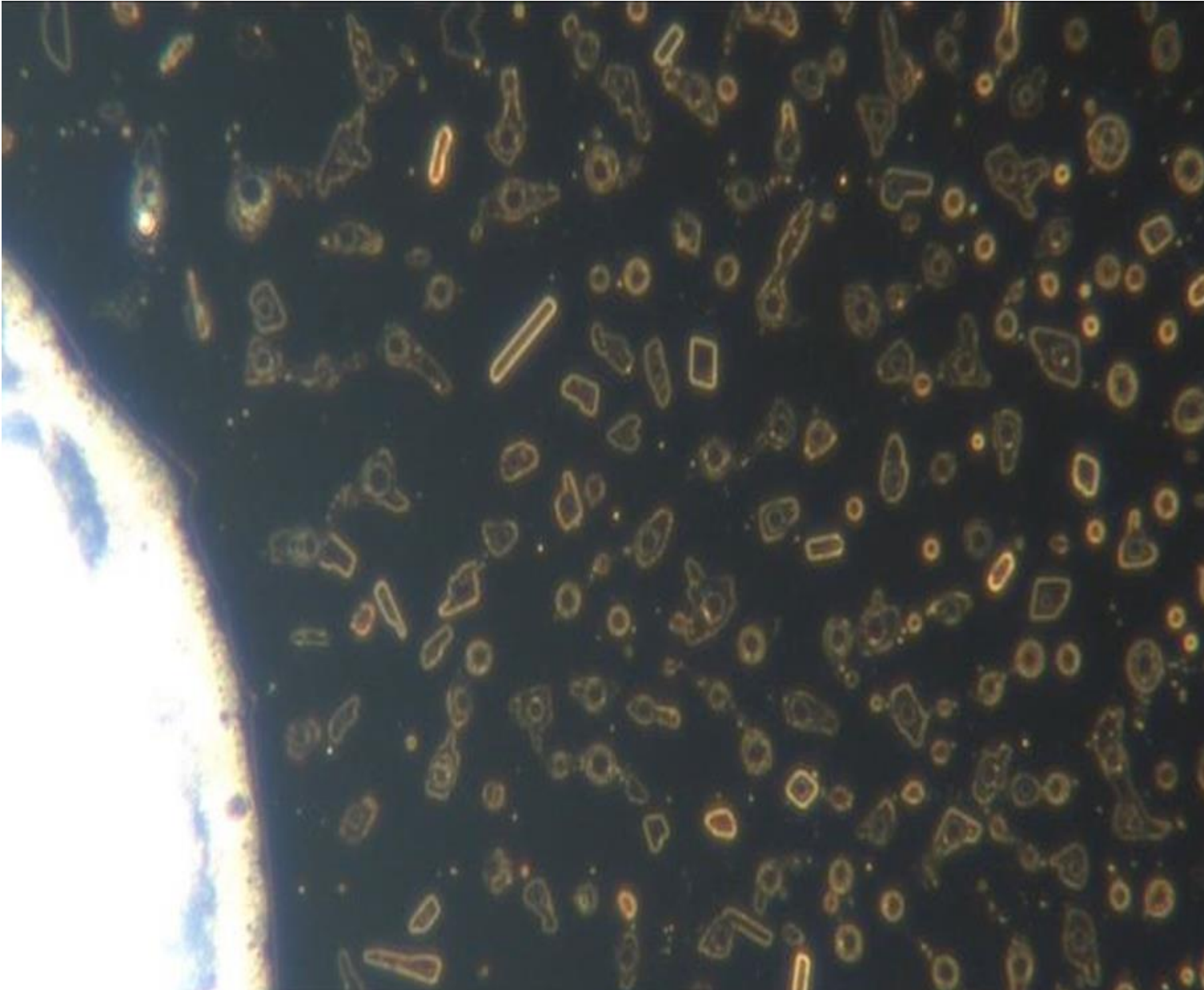
[AND HERE](#) ceaseless activity

[AND HERE](#) note the glinting



TEAM TWO: LOTB IMAGES


Compare these structures with some of those shown within hours by the first team with a different vaccine batch and different microscope. These gadgets are showing up all over the world, and likely all over our bodies. Who is proving it is NOT happening, and in our children?



TEAM TWO: LOTB IMAGES

There are many images like this showing a veritable junk yard of developing shapes, many of them far too regular to possibly be natural.



We MUST demand answers!



TEAM TWO: LOTB SCIENTIST'S IMAGES

Early on, fractal formation of crystalline shapes evolve.

Different images here but illustrate a reproducible, replicative process in the hydrogel based on an initial crossed crystalline pattern.



TEAM TWO: LOTB IMAGES

Note how the crossed crystalline structures seem to condense and evolve into separate structures using a dynamic and controlled process, likely involving synthetic DNA.



TEAM TWO: LOTB IMAGES

Then form regular, geometrically precise , straight lines and the beginning of “infill” structures.


The bright white splodges are air bubbles in the oil on top of the slide.



TEAM TWO: LOTB IMAGES


Once the borders are formed, a coalescence of 'dots' occurs, which seem to become internally organised.

It seems HEAT is the main requirement that drives the speed of self-construction.




TEAM TWO: LOTB IMAGES

MOH staff are being told these are “fake line drawings”. Imagine the trauma to blood vessel walls from the corners and edges as they are propelled forcefully with each heartbeat, unless they form in the tissues after migrating from the vessels. Dismissing them as fake is willful negligence.




TEAM TWO: LOTB IMAGES

Note the consistent
perpendicular and parallel lines.
Isn't nature amazing!




TEAM TWO: LOTB IMAGES

As the slides dry out more, and over several days, complex structures emerge. Time lapse filming could be revealing. Is there proof that this cannot happen in the body?




TEAM TWO: LOTB IMAGES

Several pictures do show colours. It is very hard to know what this represents: could this just be a technical artefact, different thickness circuitry refracting out different light components? But this would imply translucency for a prism effect. Imagine also the effect of those edges on blood vessel walls, or nerve tissue.



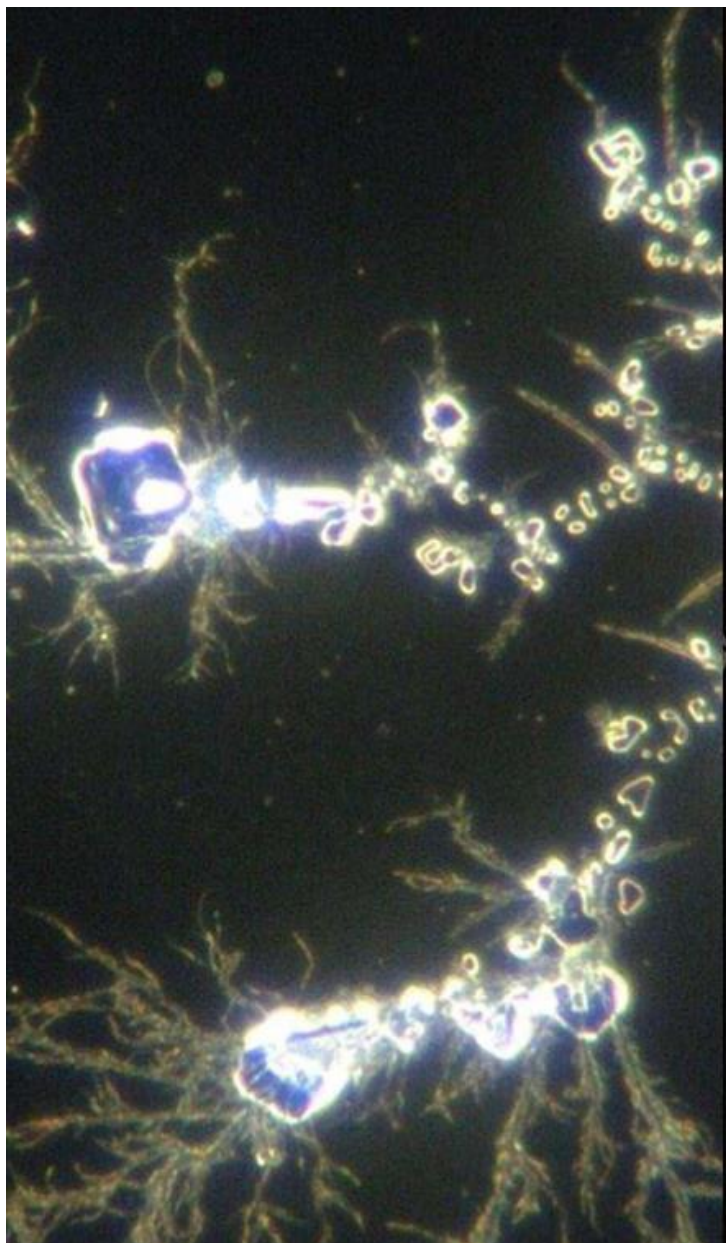
TEAM TWO: LOTB IMAGES

What about these shapes is in any way natural?
They are not needed in a mRNA vaccine!
The declared ingredients shouldn't even be visible.



TEAM TWO: LOTB IMAGES

Edges and corners of the geometric shapes seem to be foci for branched crystalline and/or antennae structures to develop.



TEAM TWO: LOTB IMAGES

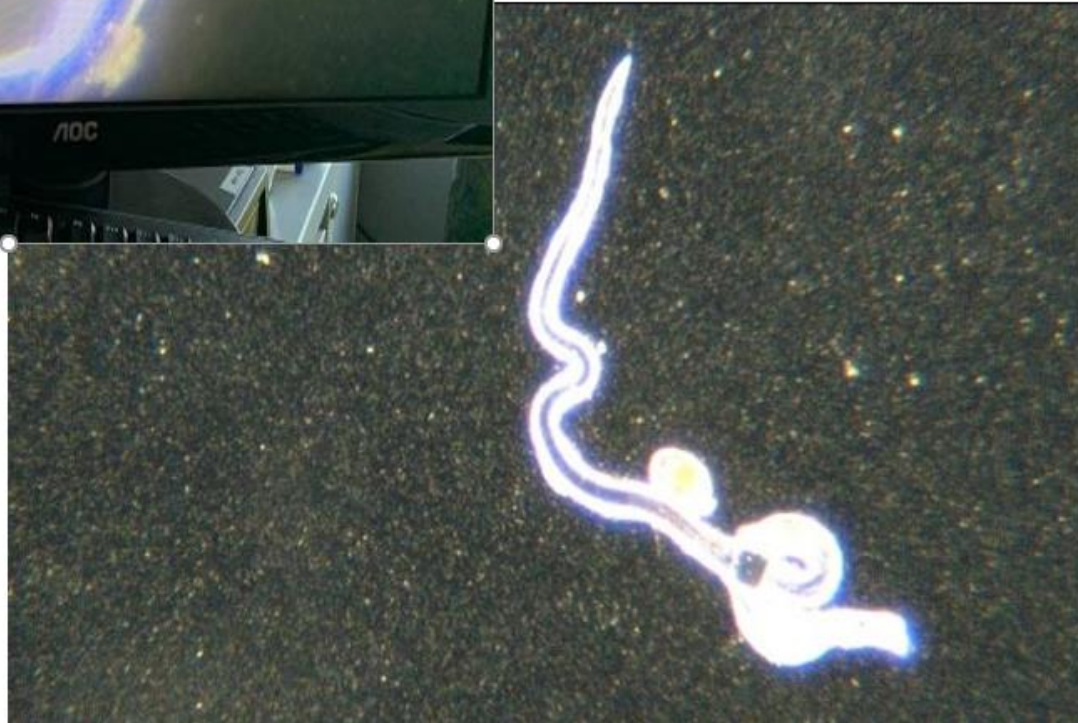
These pictures are incredible, and some people around must know what processes are represented here.

WE MUST ENGAGE WITH THESE IMAGES, to work out what happens next. Do not put heads in the sand.



TEAM TWO: LOTB IMAGES

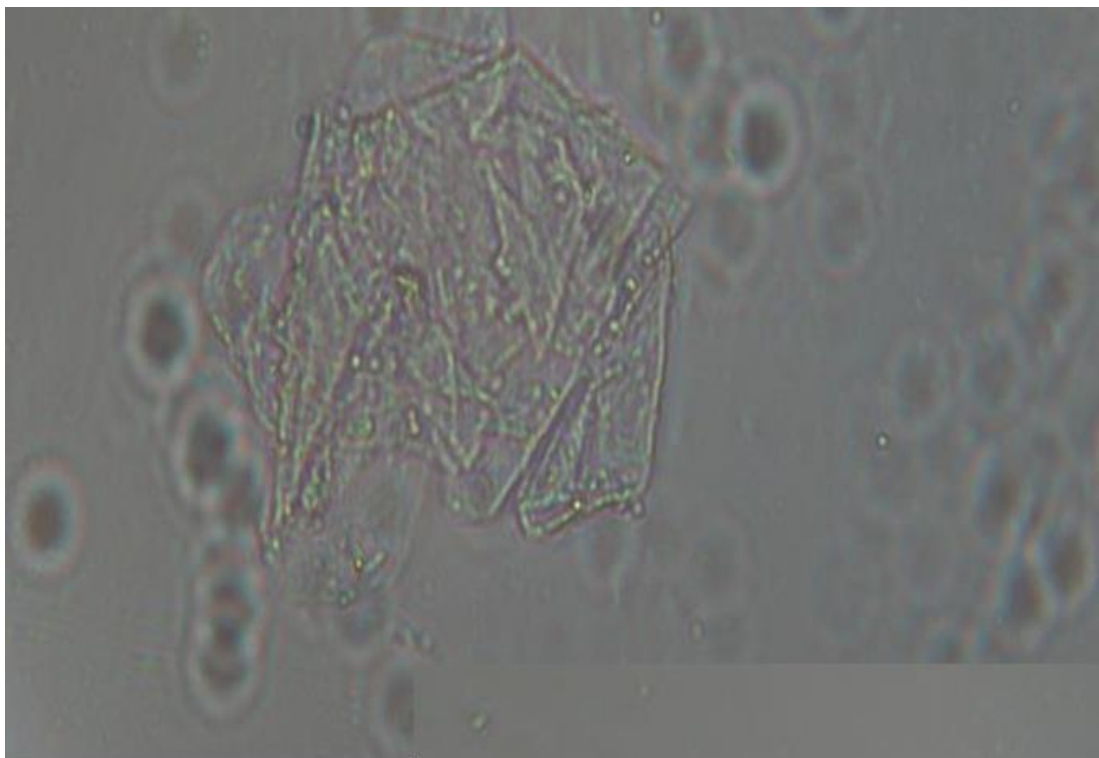
It is probable the exact shapes are less important than simply their presence, which will be predominantly in the nervous system. This is where most of the blood is pumped to by the heart.



TEAM TWO: LOTB IMAGES

Various tubular and worm-like structures show up. We are told the one on the left is a graphene-carbon microtube.

The other one we are not sure about.



TEAM THREE IMAGES

The first pictures from a new team of very experienced NZ clinical microscopists.

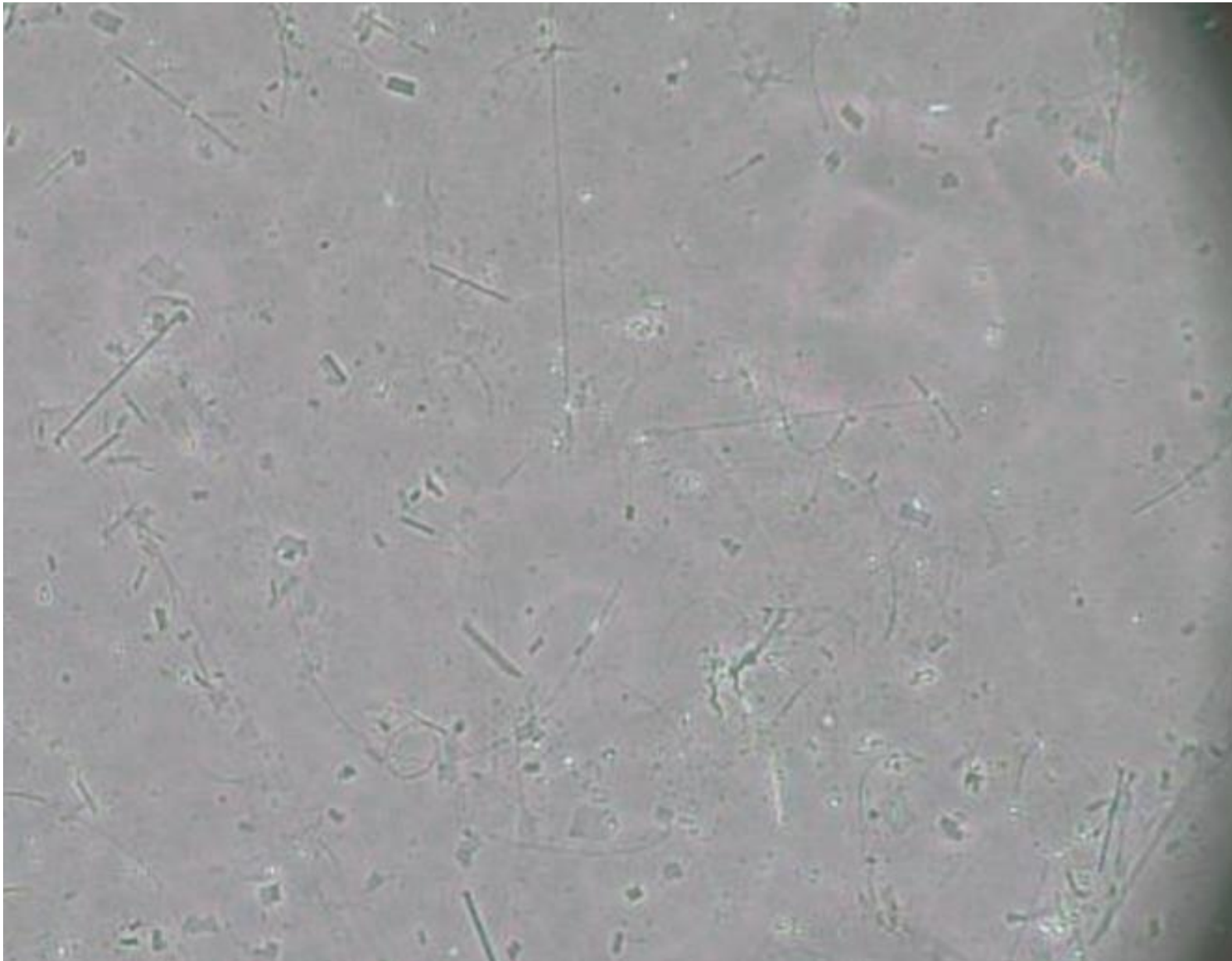
On the left, (Spanish scientists confirm) a graphene sheet.

On the right is another tubular structure looking superficially similar to the fellow prior.

TEAM FOUR



- Here is an **excellent presentation** on vaccine contamination from an expert NZ scientist ([NZ Scientist Examines Pfizer Jab Under The Microscope - Dr Sam Bailey](#))
- Images taken using unused vials.
- This "*team of one*" uses phase contrast microscopy, with or without polarised light.



TEAM FOUR IMAGES

The many wires at this scale are quite likely to become involved in nerve signaling, potentially allowing messaging to and from the brain.

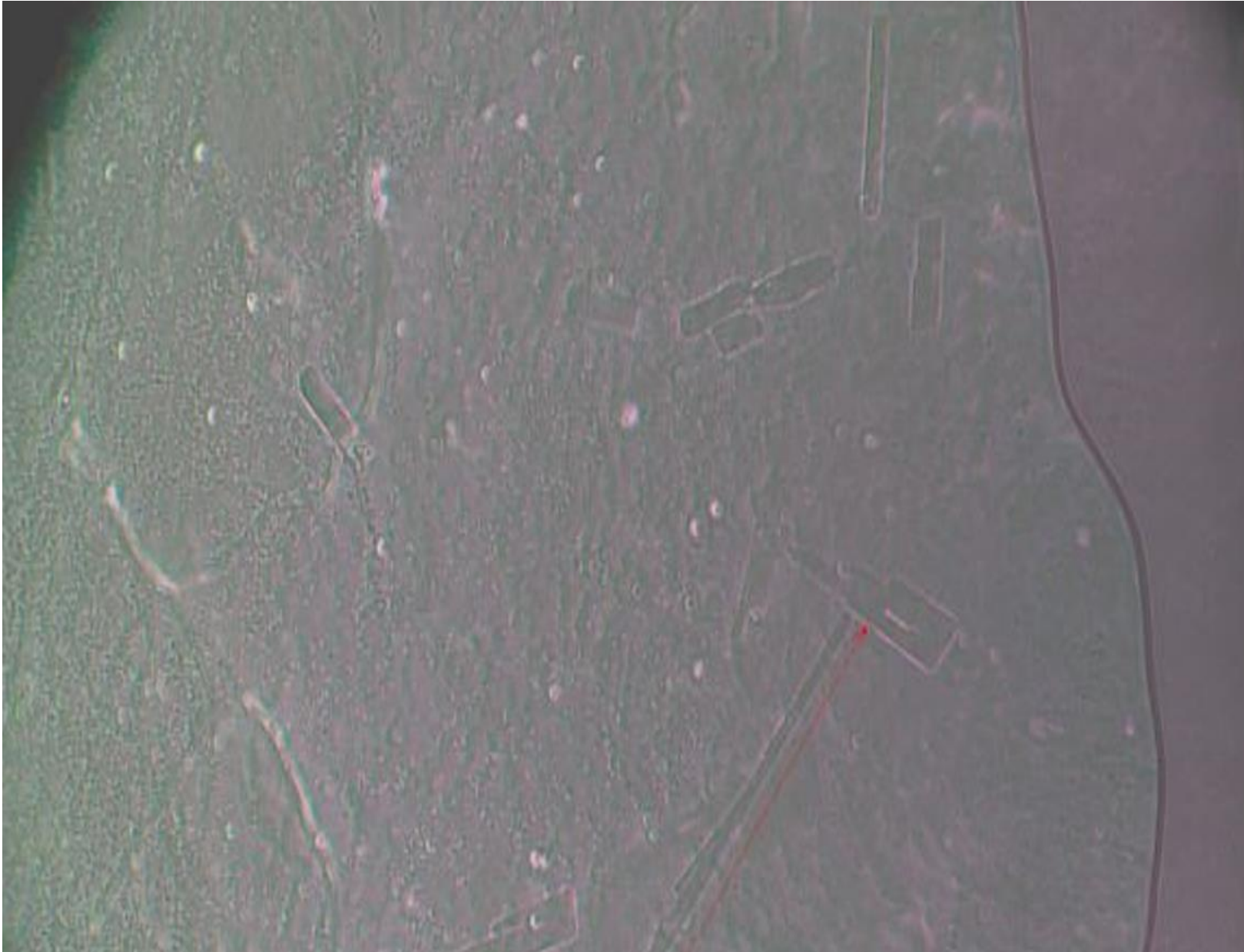


TEAM FOUR IMAGES

This structure is huge! The field of view is 0.75mm. It could be seen with the naked eye. Imagine millions of these in the brain...

As stated, the threshold for recalling this adulterated product is breached many times over.

With each of these teams we are 100% certain of the origin of the vials.



TEAM FOUR IMAGES

This giant “hammer of Thor” might be seen under a magnifying glass as a small speck, but even scattered extensively through the nervous system they would be missed on a hurried autopsy and would not be seen on CT or MRI scan.

Very few pathologists are taking and examining the sort of slides needed to prove these foreign bodies are present.

All these images are undeniable cause for concern. The public must demand independent testing.

This “hammer of Thor” is 0.2 mm!

FURTHER RESEARCH TO CONSIDER

- Some links for further research, conjecture and discussion, aiming to demonstrate there is no fiction to the facts of this science.
- <https://www.biologicalmedicineinstitute.com/post/issues-surrounding--graphene-oxide-in-the-pfizer-mrna-covid-19-formulation>
- Study showing its use as a suitable vaccine carrier & adjuvant - <https://pubmed.ncbi.nlm.nih.gov/32531395/>
- Japan suspends shot after finding metal - <https://www.orwell.city/2021/09/japan.html>
- Graphene impacting immune markers - <https://pubmed.ncbi.nlm.nih.gov/29495255>
- Good research backed article on how graphene enables the next step of connectivity <https://researchinestonia.eu/2018/12/12/wonder-material-graphene-connects-to-a-5g-network-coffee-machines-and-self-driving-cars/>
- <https://grolltex.com/the-future-of-graphene-and-5g/>
- <https://radiation dangers.com/2022/01/11/the-connection-between-%20%20covid-5g-and-the-graphene-oxide-found-in-the-jabs-by-claire-edwards/>
- <https://www.frontiersin.org/articles/10.3389/fnsys.2018.00012/full>
- The molecules of GRAPHENE can interact with neurons in the brain in a remote mode using different radio-frequencies (5G could be one of these) , they can map the brain and transmit and receive INSTRUCTIONS remotely: <https://www.noldus.com/applications/magnetogenetics>
- Finally, for those keen to try a deep rabbit hole, psychiatrist [Peter Bregin ties it altogether](#), as of mid 2021.

WORLD ECONOMIC FORUM ("WEF") TELLS US WHAT IS TO COME....

The WEF has been involved in the strategic management of the coronavirus pandemic, with a major emphasis on using the pandemic as a catalyst for digital transformation and the global introduction of digital identity systems.

NZ gov has a monumental conflict of interest. It is a shareholder in CEPI (Coalition for Epidemic Preparedness Innovations), an industry group investing in vaccines. Key stakeholders also include WEF, B&M Gates Foundation and the Wellcome Trust. It was founded in Davos in 2017.

Klaus Schwab, the founder and executive chairman of the WEF, is the champion of the Fourth Industrial Revolution (also referred to as the Great Reset and Agenda 2030):

"The Fourth Industrial Revolution, as I wrote in the book four years ago when I coined the expression, many of those technologies just look at facial recognition, just look at the technologies which you need for tracking people. What we are seeing now with some of the companies engaged into research for vaccines using completely new methods based on synthetic biology. A tremendous challenge we have in creating this Great Reset".

WEF cont . . .

Klaus Schwab made the following statements in “Shaping the Fourth Industrial Revolution”, so there is a strong context for suspicion.

“Fourth Industrial Revolution technologies will not stop at becoming part of the physical world around us—they will become part of us. Indeed, some of us already feel that our smartphones have become an extension of ourselves. Today’s external devices—from wearable computers to virtual reality headsets—will almost certainly become implantable in our bodies and brains. Exoskeletons and prosthetics will increase our physical power, while advances in neurotechnology enhance our cognitive abilities. We will become better able to manipulate our own genes, and those of our children. These developments raise profound questions: Where do we draw “the line between human and machine? What does it mean to be human?” (Section 1 The Fourth Industrial Revolution – Chapter 2)

“The future will challenge our understanding of what it means to be human, from both a biological and a social standpoint. Emerging biotechnology agendas promise to improve and augment human lifespans and to enhance physical and mental health. The opportunity for the integration of digital technologies with biological tissues is also growing, and what that portends for the next decades is inspiring a range of emotions, from hope to wonder to fear.”

“These technologies will operate within our own biology and change how we interface with the world. They are capable of crossing the boundaries of body and mind, enhancing our physical abilities, and even having a lasting impact on life itself. They are more than mere tools and demand special “consideration for their ability to augment or intrude upon human beings, human behaviors and human rights.” (Section 2.3 Altering the Human Being – Chapter 11)

URGENT QUESTIONS THAT NEED TO BE ANSWERED

- Questions that need to be asked urgently:
 - Why are these structures in the vaccine?
 - Do our regulators know what the structures are?
 - If our regulators are unable to explain the structures, shouldn't they investigate?
 - How can our regulators rely on Pfizer's explanation? Pfizer has incurred \$10,193,896,333 in fines since 2000 and its sales have increased by 133%.
 - Shouldn't the Police investigate too, given the possibility of deliberate tampering?
 - How can the rollout of a vaccine under provisional approval be allowed to continue, and down to *6 months of age*?

What We Can Do

- Complain to police, MPs, the [HDC](#), media editors, all elected officials and everyone who has recommended the shots. Demand explanations and investigations.
- Download this pdf and the [lawyer's letter](#) to a cheap thumbdrive and present to police, either to individuals or formally complain at the station. Go in groups.
- Stop taking the injections
- Change your sources of information. Do not see the mainstream media!
- Start researching microtech and nanotech, WEF, graphene and especially 5G.
- Join or form local groups and get active. Protest and demand that this is investigated, serve [NOLs](#) on those who turn a blind eye. Remind the police that acting on orders to ignore evidence will not be defense for crimes against humanity, as Nuremberg proved.